


# Hydrogen

# Inhalation Machine

ZFL-930A



  
**ZYNAFLO®**

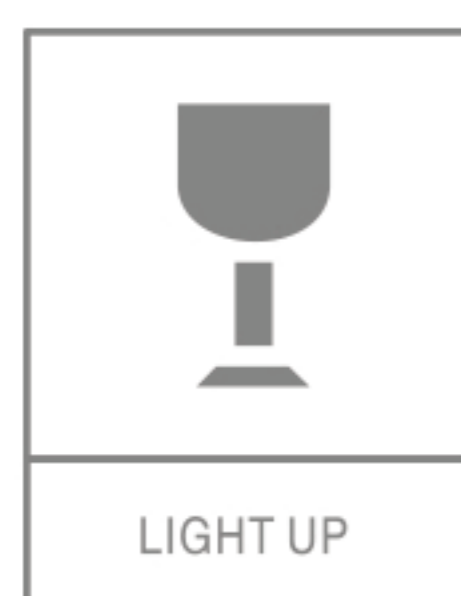
## OPERATION MANUAL

Thank you for purchasing our products, in order to ensure that you can fully understand and use this product, please be sure to read the instructions carefully. After reading, please keep it for future reference.

### Specification Overview

Item	Hydrogen Gas Generator
Model	ZFL-930A
H2 Output	300ml/min
Function 1	Produce hydrogen gas for breathing
Function 2	Produce Hydrogen Water For Drinking
Power	200W
Voltage	AC110V-220V
Application	Home use health care, Wellness Clinic
Health Benefits	Improve body immunity,prevent cancer,etc.
Contents	1pc hydrogen generator, 1pc cannula, 1pc hydrogen water maker stick,1 pc Humidification Bottle 1pc power cord

### ANNOUNCEMENTS



### FAQ:

#### 1.Is hydrogen inhalation safe?:

Hydrogen at a concentration of less than 4% of the risk of combustion explosion, relatively safe use.Scientists have compared concentrations of less than 4% and found that 2% hydrogen inhalation is ideal for disease, so 2% is generally recommended for human use. (our machine is 2%).

#### 2.Precautions for hydrogen absorption:

Stay away from the fire.

Don't smoke when you inhaling the hydrogen.

Even there is no explosion risk due to the 2% hydrogen concentration of our hydrogen inhalation machine, still need to be aware that sparks and static electricity exist.

#### 3.Any Side Effect Of Hydrogen Inhalation?

Hydrogen has been used as a diving gas for more than 80 years, with no side effects for human body.So there's no problem with the hydrogen inhalation.

#### 4.How much hydrogen we need to inhale each day?

For daily health care,inhale for 1-2 hours each day will be better.

But for tumors, rheumatism, etc., long-term inhalation is required.

Older people with alzheimer's symptoms also need longer time hydrogen inhalation, at least four to six hours per day.

Suggest start the hydrogen inhalation time from 30 minutes.

If the elderly have physical discomfort when inhaling the hydrogen, shorten the inhalation duration.

#### 5.Who can inhale the hydrogen gas?

Hydrogen is harmless and can be used for all ages.


## Benefits of Hydrogen Inhalation



Sleeplessness



Polypnea



Lack of concentration



Heavy pressure of work

Because hydrogen is the smallest molecule, It can spread all over the body in a very short Time, passing through cell membranes and Reaching the mitochondria.

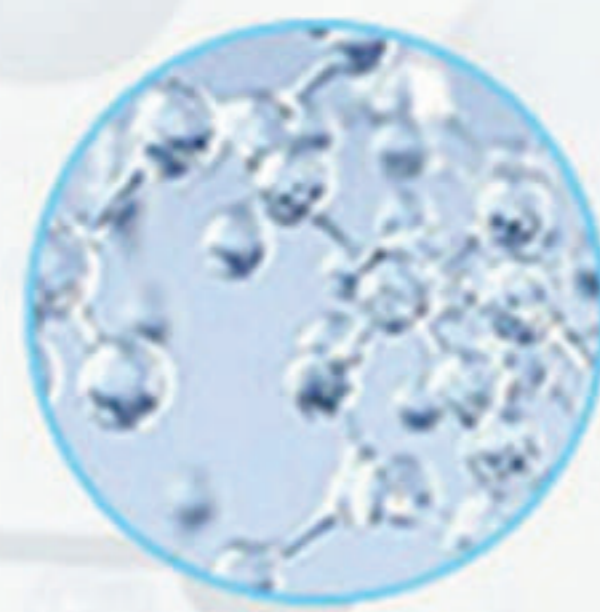


Antioxidant

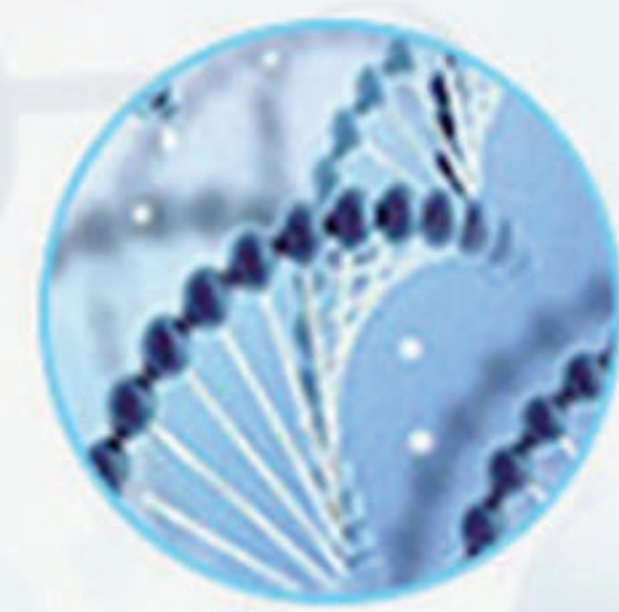


Anti-apoptosis

Hydrogen molecules scavenge free radicals That cause aging and help repair cell damage Caused by free radicals.



To solve the inflammation



Healing cells

Delay senility, beautify, improve constipation

Studies have shown that hydrogen inhalation can calm the nervous system, relieve stress, and resist depression, and significantly improve sleep problems in cancer patients.

There are also many sub-healthy people in the population who report that their sleep quality has been well improved after hydrogen inhalation.

## Main Accessories List



Hydrogen generator



Cannula with humidifier bottle



Humidification Bottle



Manual (Download)




Power Cord



Hydrogen Water Probe

## — OPERATION MANUAL

### Interface Specification



### After Using



1. Remove the cannula, power line, and other accessories.



2. Pull out the water outlet port plug, drain out the water from the machine.

### Machine Cleaning

There is no cleaning required. A built-in **UV disinfection system** cleans and disinfects the machine when it is turned on.

Wipe the machine after use with soft cloth. Dry it before packing into case.

## Fault and Solution



**1. TDS icon flashing and comes with "dee~ dee" sound, machine stop working.**

**Solution:** Change the water to purified water TDS <5.



**2. water level low warning icon flashing and comes with "dee~ dee" sound, machine stop working.**

**Solution:** Adding more water until this icon not showing again.



**3. Temperature icon flashing and comes with "dee~ dee" sound, machine stop working, which means the temperature anomaly.**

**Solution:** Stop working for a while, or change the water, water temperature need <60°C.

## How to install the humidifier bottle



**Humidifier bottle**

*(Removes excess moisture from cannula)*



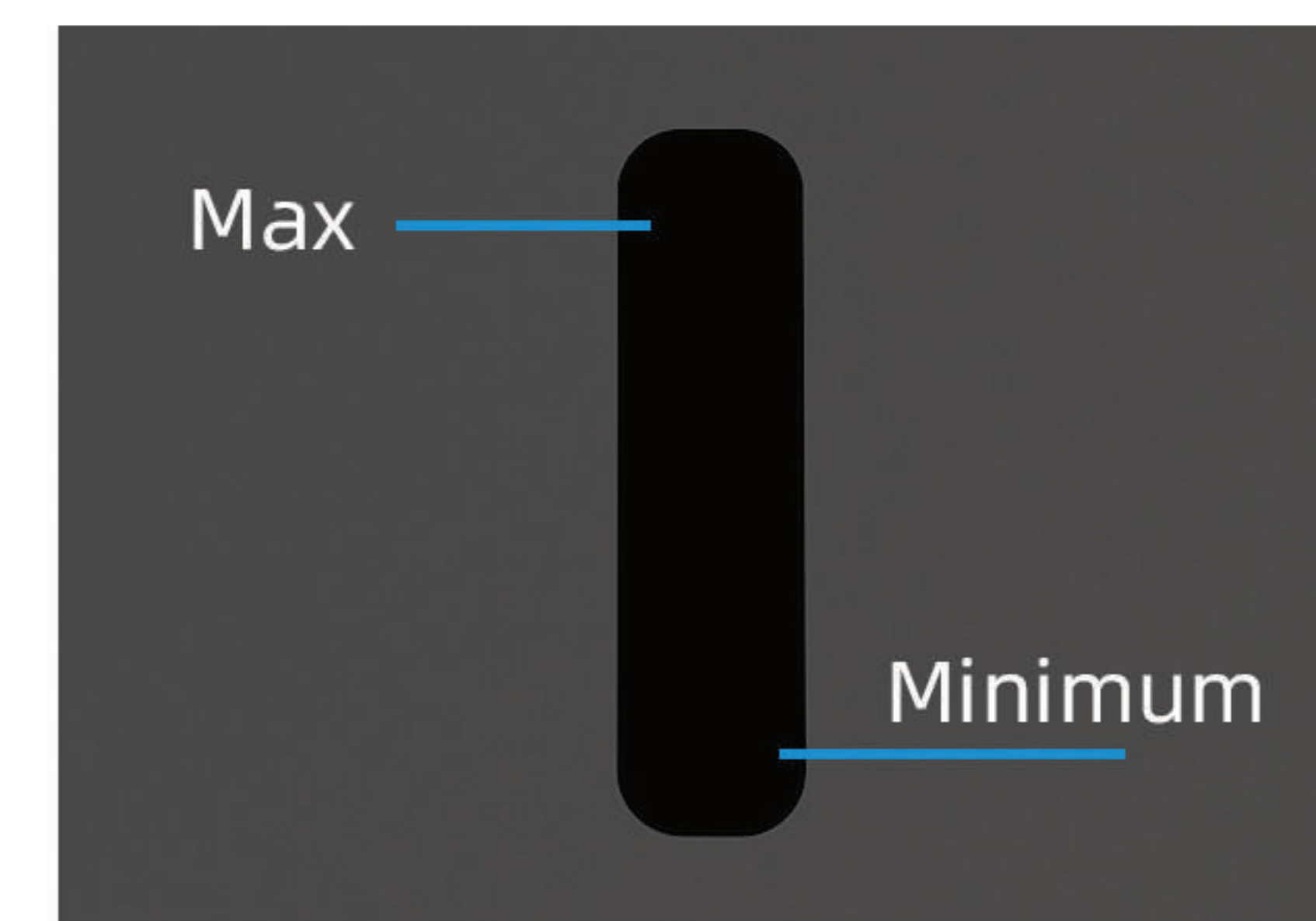
1: Install the white bracket



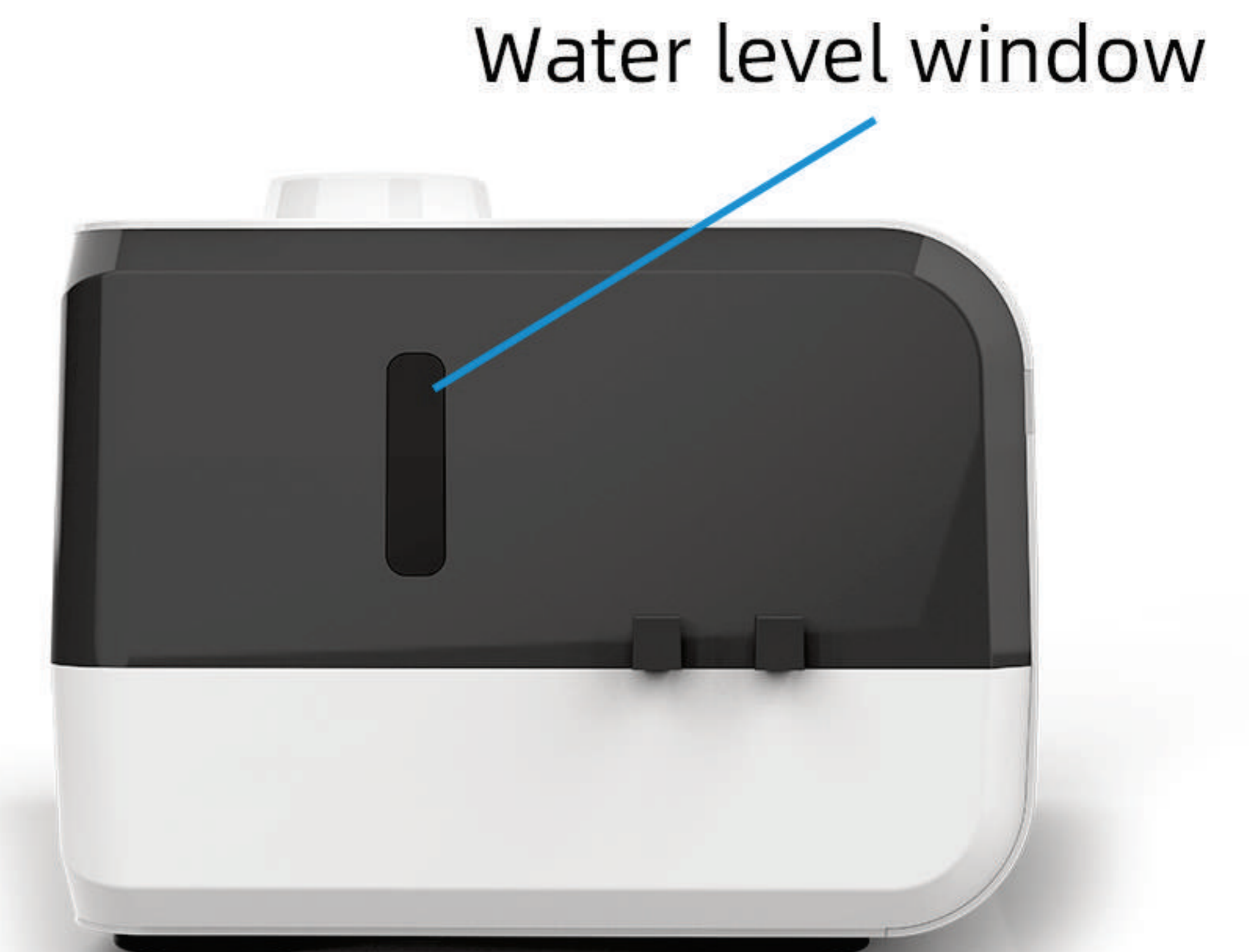
2: Put in the humidifier bottle



3: Connect the hydrogen tube



\*Max-Maximum water level  
Minimum-Lowest water level



## H2 Inhalation (Hydrogen Gas Breathing)



### Operation step:

1: Add enough purified water, TDS <5.  
Water do not exceed the maximum water mark.

### Attention:

1. Must need to add purified water, TDS need to <5.
2. Water do not exceed the maximum water mark.
3. Temperature need to below 60°C.



2: Connect the breathing cannula, and insert the prongs into your nostrils.

3: Setting the hydrogen inhalation time.  
Pressing **+** or **-** to set the hydrogen inhalation time you want.



4: Press **▶ ON** to start,

5: press **|| OFF** stop working.



## Warranty

Your **ZYNAFLO Hydrogen Inhalation Machine** comes with **12-month warranty** to cover any defects except for those caused by misuse or scratches to external surfaces.

Register your product warranty at: [zynafl.com/warranty](https://zynafl.com/warranty)

If you encounter any issues with the product or have any questions, please email us at: [support@zynafl.com](mailto:support@zynafl.com) with your **full name** and **Order ID**. We will do whatever it takes to resolve them.